

Did you struggle with maths at school?

# Help Me at Home Series

## Mathematics Student Workbook

### *A series for parents / care-givers ....*

This series has been written especially to help parents / care-givers help their child at home.

Each resource systematically **introduces and revises key number knowledge facts** AND also covers other important areas of the mathematics curriculum ... **number & algebra, measurement & geometry and statistics.**

By using this series, you too can find out how mathematics is being taught in schools today and therefore be of more help to your child, should problem areas arise.

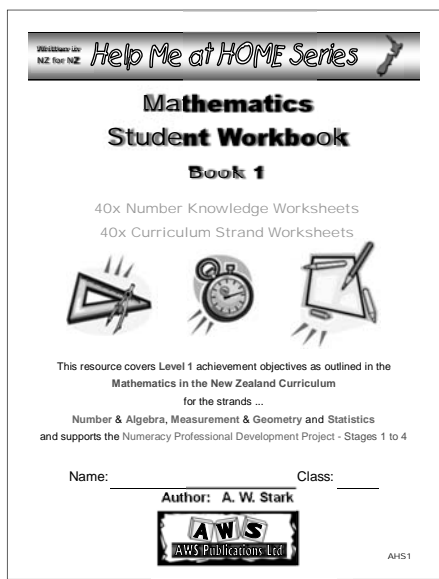
**Eight resources are available covering Years 2 to 9.**

*To find out more about this series and other resources available, contact Andrew by e-mail at [aws.resources@xtra.co.nz](mailto:aws.resources@xtra.co.nz) to get the latest info.*




Contact details:  
AWS Publications Ltd  
PO Box 21304  
Edgeware  
Christchurch 8143  
NEW ZEALAND

**Website: [www.awsresources.co.nz](http://www.awsresources.co.nz)**



# Homework Diary

## Y2 - BK1



School: \_\_\_\_\_


Name: \_\_\_\_\_

Class: \_\_\_\_\_

Author: A. W. Stark



# Homework Diary



Year 2 - Book 1

Author:  
A. W. Stark

Copyright ©2015 A. W. Stark

First Published February 1999  
Revised Edition 2015

Formatting and publishing by  
Andrew Stark



PO Box 21304  
Edgeware  
CHRISTCHURCH 8143  
NEW ZEALAND


☎ (03) 338 0516 or 📠 (03) 338 0514

*No part of this Homework Diary can be reproduced or photocopied by any means, not stored on a retrieval system or transmitted in any form or by any means without the written permission of the author*

**Note from the author:**

- ◆ The **aim** of this **Homework Diary** is to co-ordinate and support the homework programme at your school.
- ◆ The use of this **Homework Diary** adds to the importance of the homework that is being set.
- ◆ **Educational research** shows that homework needs to be regular to be most effective.
- ◆ Homework reinforces skills and knowledge gained in the classroom and increases a child's confidence in his / her own ability.
- ◆ Each diary contains ...
  - a contract to be signed between child, care-giver and teacher,
  - helpful ideas for parents / care-givers,
  - a space to record spelling words,
  - a space to practise writing spelling words,
  - a space to record stories read during the week,
  - a prepared **Mathematical** activity for each week,
  - a space to record other homework to be done during the week, plus up-coming events,
  - a space for parents & care-givers / classroom teacher to write comments.

Successful learning requires teamwork ...



Homework Contract	
Child	
I, _____ of Room _____ , will try to do my best work.	
Parent / Care-giver	
I / We, _____ and _____ , will encourage and help my / our child to complete his / her homework to the best of his / her ability, and to support the classroom teacher.	
Teacher	
I, _____ , the teacher of Room _____ children, will set and mark homework regularly, and encourage all children in my care to do the very best they can.	
Signed by ...	
Child:	Date: _____
Parent / Care-giver:	Date: _____
Classroom teacher:	Date: _____

## Learning Styles

There are three main **learning styles**. These are:



by listening



by watching



by doing

Most people learn by using a combination of all three, but everyone is different.

However, we all have a preferred method and it is helpful to understand the style that best suits your child. So, watch your child and see if you can work out their preferred method.

---

### Teaching ideas for parents / care-givers:

The purpose of this diary is to replicate activities being done in the classroom, that can also be done at home ... with help from a parent / care-giver.

In this **Year 2 Diary** there is space to write a weekly spelling list and record books read.

The following mathematical activities are included:

- Learning to recognise / name / write the numerals 1 to 10,
- Learning to say / write the numerals in order from 1 to 10 and 10 to 1 and write in missing numerals,
- Learning to count or colour in up to 10 pictures / shapes / dots,
- Learning to name the numeral that comes before or after a given number,
- Learning to write numbers 1 to 10 in order from smallest to largest / largest to smallest,
- Learning to write number words for the numerals 1 to 10,
- Learning to count two groups of black dots to work out how many there are altogether, plus write as simple equations,
- Learning to subtract by crossing out a given number of black dots, plus write as simple equations,
- Learning to complete simple family of facts for combination up to 10,
- Learning to count from 1 to 20 / 20 to 1,
- Learning to write numbers 1 to 20 in order from smallest to largest / largest to smallest.

---

The following steps can be used when learning to **spell** a new word.

- **Say** the word and use it in a sentence.
- **Look** at the word and **study** its **shape**.
- **Copy** the word, checking that it is copied correctly.
- **Say** the word again and **spell out** the **letters** of the word.
- **Write** the **word** as the **letters** are **spelt out**.
- **Write** the word **again**.
- **Cover up** the **word** and **write** the word again.
- If the word is **spelt** correctly, move on to the next word.
- If the word has been incorrectly spelt, **repeat** the steps above until the word is **spelt** correctly, then move on to the next word.

Any word that your child cannot spell correctly after a few attempts could be included in the spelling list for the next week.

Writing out each word on scrap paper also provides a good opportunity for your child to practise his / her writing skills.

---

A similar method can be used for **learning** the **basic number facts for addition / subtraction**.

*Example:* Your child is asked to add '5 + 4' together.

- **Model** the question using two piles of everyday objects or blocks.
- **Count** all objects to find the answer.
- **Say** each basic number fact. ("Five plus four equals nine.")
- **Write** out the basic number fact and say it again. ( $5 + 4 = 9$ )
- **Cover up** the **basic fact** and ask it again.
- If correct, move on to another basic fact.

The **aim** when learning the basic number facts is for your child to be able to instantly recall the basic number fact quickly and correctly.

**Remember, practise makes perfect and learning requires effort from your child and encouragement from you.**

As a parent / caregiver your interest and encouragement in your child's homework is important. This will result in a greater effort from your child, therefore improving their understanding of the work covered and their self esteem.

**My spelling list**

---

---

---

---

---

---

---

---

---

---

---

---

Spelling practise

1. \_\_\_\_\_
2. \_\_\_\_\_
3. \_\_\_\_\_
4. \_\_\_\_\_
5. \_\_\_\_\_
6. \_\_\_\_\_
7. \_\_\_\_\_
8. \_\_\_\_\_
9. \_\_\_\_\_
10. \_\_\_\_\_

<b>Spelling Test Friday</b>	<b>Result</b>
-----------------------------	---------------

<b>Spelling</b> Please sign:	Mon	Tues	Wed	Thur
---------------------------------	-----	------	-----	------

**My daily reading**

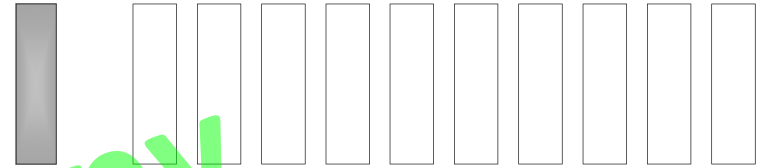
<b>Reading</b> Please sign:	Mon	Tues	Wed	Thur	Fri

Write in the missing numbers as you count in 1's from 1 to 10.




<b>1</b>	<b>3</b>	<b>4</b>	<b>6</b>	<b>7</b>	<b>9</b>	<b>10</b>
----------	----------	----------	----------	----------	----------	-----------

Colour in 3




Colour in 4



How many are coloured in?



How many are coloured in?



Encourage your children at home by making up similar questions.

Other homework / What's coming up

---

---

---

Comments: Parents / Caregivers / School

---

---

---

---

---

---



Term:  Week:  Date:

Spelling practise

My spelling list

Blank lined area for writing a spelling list.

1. \_\_\_\_\_
2. \_\_\_\_\_
3. \_\_\_\_\_
4. \_\_\_\_\_
5. \_\_\_\_\_
6. \_\_\_\_\_
7. \_\_\_\_\_
8. \_\_\_\_\_
9. \_\_\_\_\_
10. \_\_\_\_\_

Spelling Test Friday Result

Spelling Please sign:	Mon	Tues	Wed	Thur
--------------------------	-----	------	-----	------

My daily reading

Reading  
Please sign:


Mon	
Tues	
Wed	
Thur	
Fri	

Write in the missing numbers as you count in 1's from 1 to 10.

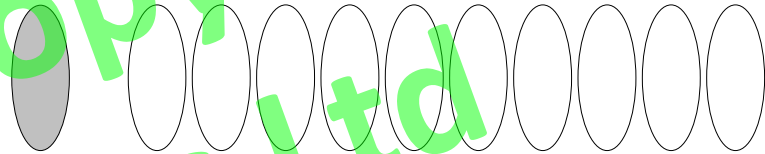


1	2			5	6		8	9	10
---	---	--	--	---	---	--	---	---	----

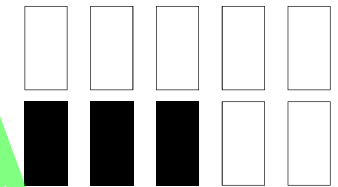
Colour in 1




Colour in 6



How many are coloured in? \_\_\_\_\_



How many are coloured in? \_\_\_\_\_



Encourage your children at home by making up similar questions.

Other homework / What's coming up

Comments: Parents / Caregivers / School



Term:  Week:  Date:

Spelling practise

My spelling list

Blank lined area for writing a spelling list.

1. \_\_\_\_\_
2. \_\_\_\_\_
3. \_\_\_\_\_
4. \_\_\_\_\_
5. \_\_\_\_\_
6. \_\_\_\_\_
7. \_\_\_\_\_
8. \_\_\_\_\_
9. \_\_\_\_\_
10. \_\_\_\_\_

Spelling Test Friday	Result
----------------------	--------

Spelling Please sign:	Mon	Tues	Wed	Thur
-----------------------	-----	------	-----	------

My daily reading

	Reading Please sign:
Mon	
Tues	
Wed	
Thur	
Fri	

Write in the missing numbers as you count in 1's from 1 to 10.



	2	3	4	5		7	8		
--	---	---	---	---	--	---	---	--	--

Colour in 2

One vertical bar is shaded grey, followed by 10 empty vertical bars for coloring.

Colour in 5

One oval is shaded grey, followed by 10 empty ovals for coloring.

How many are coloured in?

Two rows of five vertical bars each. The first row has 5 bars shaded black. The second row has 5 bars shaded black.

How many are coloured in?

Two rows of five ovals each. The first row has 2 ovals shaded black and 3 empty. The second row has 2 ovals shaded black and 3 empty.

Encourage your children at home by making up similar questions.

Other homework / What's coming up

Blank lines for writing other homework or upcoming events.

Comments: Parents / Caregivers / School

Blank lines for writing comments from parents, caregivers, or school.

**My spelling list**

---

---

---

---

---

---

---

---

---

---

---

---

Spelling practise

1. \_\_\_\_\_
2. \_\_\_\_\_
3. \_\_\_\_\_
4. \_\_\_\_\_
5. \_\_\_\_\_
6. \_\_\_\_\_
7. \_\_\_\_\_
8. \_\_\_\_\_
9. \_\_\_\_\_
10. \_\_\_\_\_

Spelling Test Friday	Result
----------------------	--------

Spelling Please sign:	Mon	Tues	Wed	Thur
-----------------------	-----	------	-----	------

**My daily reading**

	Reading Please sign:
Mon	
Tues	
Wed	
Thur	
Fri	

Write in the missing numbers as you count in 1's from 1 to 10.



1		3		5		7		9	
---	--	---	--	---	--	---	--	---	--

Colour in 7

Colour in 4

How many are coloured in? \_\_\_\_\_

How many are coloured in? \_\_\_\_\_

Encourage your children at home by making up similar questions.

Other homework / What's coming up

---

---

Comments: Parents / Caregivers / School

---

---

---

---





Term:  Week:  Date:

Spelling practise

My spelling list

Blank lined area for writing a spelling list.

1. \_\_\_\_\_  
 2. \_\_\_\_\_  
 3. \_\_\_\_\_  
 4. \_\_\_\_\_  
 5. \_\_\_\_\_  
 6. \_\_\_\_\_  
 7. \_\_\_\_\_  
 8. \_\_\_\_\_  
 9. \_\_\_\_\_  
 10. \_\_\_\_\_

Spelling Test Friday	Result
----------------------	--------

Spelling Please sign:	Mon	Tues	Wed	Thur
--------------------------	-----	------	-----	------

My daily reading

Mon	Reading Please sign:
Tues	
Wed	
Thur	
Fri	

Write in the missing numbers as you count in 1's from 1 to 10.



	2		4		6		8		10
--	---	--	---	--	---	--	---	--	----

Colour in 1

1 grey vertical bar, 9 empty vertical bars.

Colour in 7

1 grey oval, 6 empty ovals.

How many are coloured in?

3 black vertical bars, 2 empty vertical bars.

How many are coloured in?

2 black ovals, 3 empty ovals.

Encourage your children at home by making up similar questions.

Other homework / What's coming up

Comments: Parents / Caregivers / School



Term:  Week:  Date:

Spelling practise

My spelling list

Blank lined area for writing a spelling list.

1. \_\_\_\_\_
2. \_\_\_\_\_
3. \_\_\_\_\_
4. \_\_\_\_\_
5. \_\_\_\_\_
6. \_\_\_\_\_
7. \_\_\_\_\_
8. \_\_\_\_\_
9. \_\_\_\_\_
10. \_\_\_\_\_

Spelling Test Friday Result

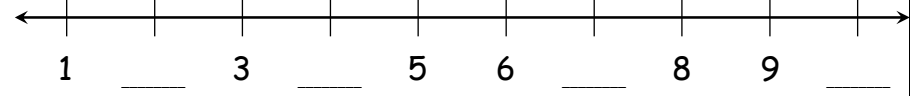
Spelling Please sign:	Mon	Tues	Wed	Thur
--------------------------	-----	------	-----	------

My daily reading

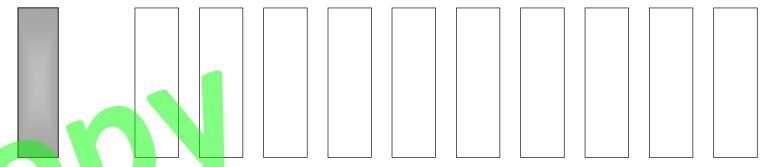
Reading  
Please sign:

Mon	
Tues	
Wed	
Thur	
Fri	

Write in the missing numbers on this number line as you count in 1's from 1 to 10.



Colour in 5



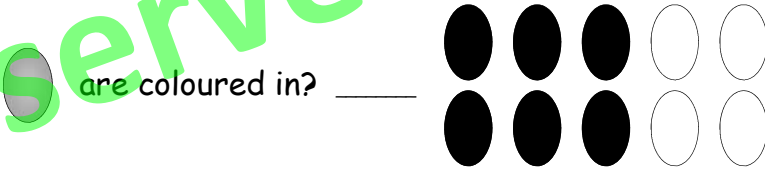
Colour in 9



How many are coloured in? \_\_\_\_\_



How many are coloured in? \_\_\_\_\_



Encourage your children at home by making up similar questions.

Other homework / What's coming up

Comments: Parents / Caregivers / School



Term:  Week:  Date:

Spelling practise

My spelling list

---

---

---

---

---

---

---

---

---

---

---

---

---

---

---

---

1. \_\_\_\_\_

2. \_\_\_\_\_

3. \_\_\_\_\_

4. \_\_\_\_\_

5. \_\_\_\_\_

6. \_\_\_\_\_

7. \_\_\_\_\_

8. \_\_\_\_\_

9. \_\_\_\_\_

10. \_\_\_\_\_

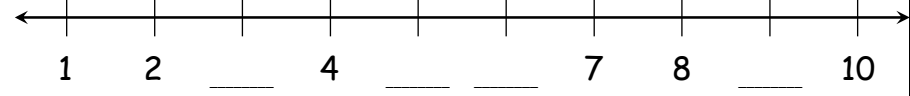
Spelling Test Friday	Result
----------------------	--------

Spelling Please sign:	Mon	Tues	Wed	Thur
-----------------------	-----	------	-----	------

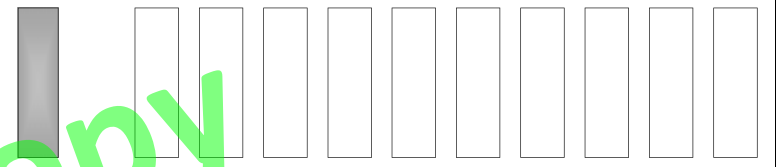
My daily reading

Mon	Reading Please sign:
Tues	
Wed	
Thur	
Fri	

Write in the missing numbers on this number line as you count in 1's from 1 to 10.



Colour in 2




Colour in 10



How many \_\_\_\_\_ are coloured in?



How many \_\_\_\_\_ are coloured in?



Encourage your children at home by making up similar questions.

Other homework / What's coming up

---

---

---

Comments: Parents / Caregivers / School

---

---

---

---

---

---

**My spelling list**

---

---

---

---

---

---

---

---

---

---

---

---

Spelling practise


- \_\_\_\_\_
- \_\_\_\_\_
- \_\_\_\_\_
- \_\_\_\_\_
- \_\_\_\_\_
- \_\_\_\_\_
- \_\_\_\_\_
- \_\_\_\_\_
- \_\_\_\_\_
- \_\_\_\_\_

<b>Spelling Test Friday</b>	<b>Result</b>
-----------------------------	---------------

Spelling Please sign:	Mon	Tues	Wed	Thur
-----------------------	-----	------	-----	------

**My daily reading**

Mon	Reading Please sign:
Tues	
Wed	
Thur	
Fri	

Write in the missing numbers on this number line as you count in 1's from 1 to 10. 



**Colour in 6**

**Colour in 3**

How many  are coloured in? \_\_\_\_\_

How many  are coloured in? \_\_\_\_\_

Encourage your children at home by making up similar questions.

Other homework / What's coming up

---

---

Comments: Parents / Caregivers / School

---

---

---

---

---



Term:

Week:

Date:

Spelling practise

My spelling list

\_\_\_\_\_

\_\_\_\_\_

\_\_\_\_\_

\_\_\_\_\_

\_\_\_\_\_

\_\_\_\_\_

\_\_\_\_\_

\_\_\_\_\_

\_\_\_\_\_

\_\_\_\_\_

1. \_\_\_\_\_
2. \_\_\_\_\_
3. \_\_\_\_\_
4. \_\_\_\_\_
5. \_\_\_\_\_
6. \_\_\_\_\_
7. \_\_\_\_\_
8. \_\_\_\_\_
9. \_\_\_\_\_
10. \_\_\_\_\_

Spelling Test Friday	Result
----------------------	--------

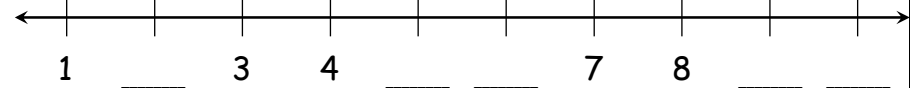
Spelling Please sign:	Mon	Tues	Wed	Thur
--------------------------	-----	------	-----	------

My daily reading

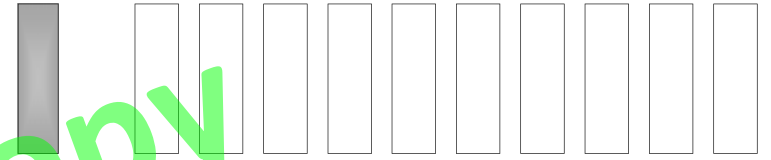
Reading  
Please sign:

Mon	
Tues	
Wed	
Thur	
Fri	

Write in the missing numbers on this number line as you count in 1's from 1 to 10.



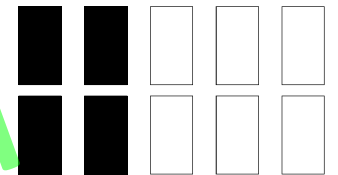
Colour in 8




Colour in 9



How many are coloured in? \_\_\_\_\_



How many are coloured in? \_\_\_\_\_



Encourage your children at home by making up similar questions.

Other homework / What's coming up

Comments: Parents / Caregivers / School



Term:  Week:  Date:

Spelling practise

My spelling list

Blank lined area for writing a spelling list.

1. \_\_\_\_\_
2. \_\_\_\_\_
3. \_\_\_\_\_
4. \_\_\_\_\_
5. \_\_\_\_\_
6. \_\_\_\_\_
7. \_\_\_\_\_
8. \_\_\_\_\_
9. \_\_\_\_\_
10. \_\_\_\_\_

Spelling Test Friday Result

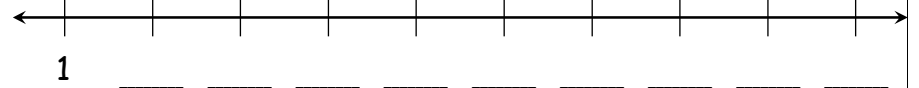
Spelling Please sign:	Mon	Tues	Wed	Thur
--------------------------	-----	------	-----	------

My daily reading

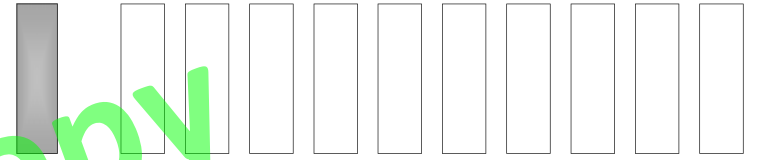
Reading  
Please sign:

Mon	
Tues	
Wed	
Thur	
Fri	

Write in the missing numbers on this number line as you count in 1's from 1 to 10.



Colour in 10




Colour in 8



How many \_\_\_\_\_ are coloured in?



How many \_\_\_\_\_ are coloured in?



Encourage your children at home by making up similar questions.

Other homework / What's coming up

Comments: Parents / Caregivers / School



Term:  Week:  Date:

Spelling practise

My spelling list

1. \_\_\_\_\_
2. \_\_\_\_\_
3. \_\_\_\_\_
4. \_\_\_\_\_
5. \_\_\_\_\_
6. \_\_\_\_\_
7. \_\_\_\_\_
8. \_\_\_\_\_
9. \_\_\_\_\_
10. \_\_\_\_\_

Spelling Test Friday Result

Spelling Please sign:	Mon	Tues	Wed	Thur
--------------------------	-----	------	-----	------

My daily reading

Mon	Reading Please sign:
Tues	
Wed	
Thur	
Fri	

Write these numbers in order from smallest to largest.

4	1	2	3
---	---	---	---

\_\_\_\_\_, \_\_\_\_\_, \_\_\_\_\_, \_\_\_\_\_

Write the number that comes after ...

2, \_\_\_\_\_ 4, \_\_\_\_\_  
 5, \_\_\_\_\_ 1, \_\_\_\_\_  
 3, \_\_\_\_\_ 6, \_\_\_\_\_

Write the number word next to each numeral.



3	_____
1	_____
5	_____
2	_____
4	_____

(one, two, three, four, five)

Count the number of black dots on each block.

	_____		_____
	_____		_____
	_____		_____

Encourage your children at home by making up similar questions.

Other homework / What's coming up

Comments: Parents / Caregivers / School



Term:  Week:  Date:

Spelling practise

My spelling list

Blank lined area for writing a spelling list.

1. \_\_\_\_\_  
 2. \_\_\_\_\_  
 3. \_\_\_\_\_  
 4. \_\_\_\_\_  
 5. \_\_\_\_\_  
 6. \_\_\_\_\_  
 7. \_\_\_\_\_  
 8. \_\_\_\_\_  
 9. \_\_\_\_\_  
 10. \_\_\_\_\_

Spelling Test Friday Result

Spelling Please sign:	Mon	Tues	Wed	Thur
--------------------------	-----	------	-----	------

My daily reading

Reading  
Please sign:

Mon	
Tues	
Wed	
Thur	
Fri	

Write these numbers in order from largest to smallest.

5	8	7	6
---	---	---	---

\_\_\_\_\_, \_\_\_\_\_, \_\_\_\_\_, \_\_\_\_\_

Write the number that comes before ...

\_\_\_\_\_, 2      \_\_\_\_\_, 5  
 \_\_\_\_\_, 6      \_\_\_\_\_, 3  
 \_\_\_\_\_, 4      \_\_\_\_\_, 7

Write the numeral next to each number word.



one	_____
two	_____
three	_____
four	_____
five	_____

Count the number of black dots on each block.

	_____		_____
	_____		_____
	_____		_____

Encourage your children at home by making up similar questions.

Other homework / What's coming up

Comments: Parents / Caregivers / School





Term:  Week:  Date:

Spelling practise

My spelling list

1. \_\_\_\_\_
2. \_\_\_\_\_
3. \_\_\_\_\_
4. \_\_\_\_\_
5. \_\_\_\_\_
6. \_\_\_\_\_
7. \_\_\_\_\_
8. \_\_\_\_\_
9. \_\_\_\_\_
10. \_\_\_\_\_

Spelling Test Friday Result

Spelling Please sign:	Mon	Tues	Wed	Thur
--------------------------	-----	------	-----	------

My daily reading

Mon	Reading Please sign:
Tues	
Wed	
Thur	
Fri	

Write these numbers in order from smallest to largest.

6	10	2	9
---	----	---	---

\_\_\_\_\_, \_\_\_\_\_, \_\_\_\_\_, \_\_\_\_\_

Write the number that comes after ...

7, \_\_\_\_\_ 1, \_\_\_\_\_  
 2, \_\_\_\_\_ 8, \_\_\_\_\_  
 9, \_\_\_\_\_ 3, \_\_\_\_\_

Write the number word next to each numeral.

7	_____
9	_____
6	_____
8	_____
10	_____

(six, seven, eight, nine, ten)

Count the number of black dots on each block.

	_____		_____
	_____		_____
	_____		_____

Encourage your children at home by making up similar questions.

Other homework / What's coming up

Comments: Parents / Caregivers / School



Term:  Week:  Date:

Spelling practise

My spelling list

Blank lined area for writing a spelling list.

1. \_\_\_\_\_  
 2. \_\_\_\_\_  
 3. \_\_\_\_\_  
 4. \_\_\_\_\_  
 5. \_\_\_\_\_  
 6. \_\_\_\_\_  
 7. \_\_\_\_\_  
 8. \_\_\_\_\_  
 9. \_\_\_\_\_  
 10. \_\_\_\_\_

Spelling Test Friday Result

Spelling Please sign:	Mon	Tues	Wed	Thur
--------------------------	-----	------	-----	------

My daily reading

Mon	Reading Please sign:
Tues	
Wed	
Thur	
Fri	

Write these numbers in order from largest to smallest.

4	7	8	5
---	---	---	---

Write the number that comes before ...

\_\_\_\_, 8      \_\_\_\_ , 2  
 \_\_\_\_ , 3      \_\_\_\_ , 9  
 \_\_\_\_ , 10      \_\_\_\_ , 4

Write the numeral next to each number word.



six	_____
seven	_____
eight	_____
nine	_____
ten	_____

Count the number of black dots on each block.

	_____		_____
	_____		_____
	_____		_____

Encourage your children at home by making up similar questions.

Other homework / What's coming up

Comments: Parents / Caregivers / School



Term:  Week:  Date:

Spelling practise

My spelling list

Blank lined area for writing a spelling list.

1. \_\_\_\_\_  
 2. \_\_\_\_\_  
 3. \_\_\_\_\_  
 4. \_\_\_\_\_  
 5. \_\_\_\_\_  
 6. \_\_\_\_\_  
 7. \_\_\_\_\_  
 8. \_\_\_\_\_  
 9. \_\_\_\_\_  
 10. \_\_\_\_\_

Spelling Test Friday Result

Spelling Please sign:	Mon	Tues	Wed	Thur
--------------------------	-----	------	-----	------

My daily reading

Mon	Reading Please sign:
Tues	
Wed	
Thur	
Fri	

Write these numbers in order from smallest to largest.

3	8	1	5
---	---	---	---

\_\_\_\_\_, \_\_\_\_\_, \_\_\_\_\_, \_\_\_\_\_

Write the number that comes after ...

4, \_\_\_\_\_ 7, \_\_\_\_\_  
 8, \_\_\_\_\_ 5, \_\_\_\_\_  
 6, \_\_\_\_\_ 9, \_\_\_\_\_


Write the number word next to each numeral.



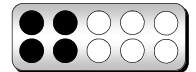
1	_____
5	_____
9	_____
3	_____
7	_____

(one, three, five, seven, nine)

Count the number of black dots on each block.



\_\_\_\_\_



\_\_\_\_\_



\_\_\_\_\_



\_\_\_\_\_



\_\_\_\_\_

Encourage your children at home by making up similar questions.

Other homework / What's coming up

Comments: Parents / Caregivers / School



Term:  Week:  Date:

Spelling practise

My spelling list

Blank lined area for writing a spelling list.

1. \_\_\_\_\_  
 2. \_\_\_\_\_  
 3. \_\_\_\_\_  
 4. \_\_\_\_\_  
 5. \_\_\_\_\_  
 6. \_\_\_\_\_  
 7. \_\_\_\_\_  
 8. \_\_\_\_\_  
 9. \_\_\_\_\_  
 10. \_\_\_\_\_

Spelling Test Friday	Result
----------------------	--------

Spelling Please sign:	Mon	Tues	Wed	Thur
--------------------------	-----	------	-----	------

My daily reading

Mon	Reading Please sign:
Tues	
Wed	
Thur	
Fri	

Write these numbers in order from largest to smallest.

3	6	10	7
---	---	----	---

Write the number that comes before ...

\_\_\_\_\_, 5      \_\_\_\_\_, 4  
 \_\_\_\_\_, 3      \_\_\_\_\_, 6  
 \_\_\_\_\_, 7      \_\_\_\_\_, 2

Write the numeral next to each number word.



one	_____
three	_____
five	_____
seven	_____
nine	_____

Count the number of black dots on each block.

	_____		_____
	_____		_____
	_____		_____

Encourage your children at home by making up similar questions.

Other homework / What's coming up

Comments: Parents / Caregivers / School



Term:  Week:  Date:

Spelling practise

My spelling list

1. \_\_\_\_\_
2. \_\_\_\_\_
3. \_\_\_\_\_
4. \_\_\_\_\_
5. \_\_\_\_\_
6. \_\_\_\_\_
7. \_\_\_\_\_
8. \_\_\_\_\_
9. \_\_\_\_\_
10. \_\_\_\_\_

Spelling Test Friday Result

Spelling Please sign:	Mon	Tues	Wed	Thur
--------------------------	-----	------	-----	------

My daily reading

Mon	Reading Please sign:
Tues	
Wed	
Thur	
Fri	

Write these numbers in order from smallest to largest.

9	4	7	2
---	---	---	---

\_\_\_\_, \_\_\_\_ , \_\_\_\_ , \_\_\_\_

Write the number that comes after ...

1, \_\_\_\_\_ 9, \_\_\_\_\_  
 8, \_\_\_\_\_ 2, \_\_\_\_\_  
 3, \_\_\_\_\_ 7, \_\_\_\_\_


Write the number word next to each numeral.



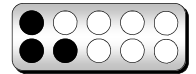
10	_____
6	_____
2	_____
8	_____
4	_____

(two, four, six, eight, ten)


Count the number of black dots on each block.



\_\_\_\_\_




\_\_\_\_\_



\_\_\_\_\_



\_\_\_\_\_



\_\_\_\_\_

Encourage your children at home by making up similar questions.

Other homework / What's coming up

Comments: Parents / Caregivers / School



Term:  Week:  Date:

Spelling practise

My spelling list

Blank lined area for writing a spelling list.

1. \_\_\_\_\_
2. \_\_\_\_\_
3. \_\_\_\_\_
4. \_\_\_\_\_
5. \_\_\_\_\_
6. \_\_\_\_\_
7. \_\_\_\_\_
8. \_\_\_\_\_
9. \_\_\_\_\_
10. \_\_\_\_\_

Spelling Test Friday Result

Spelling Please sign:	Mon	Tues	Wed	Thur
--------------------------	-----	------	-----	------

My daily reading

Reading  
Please sign:

Mon	
Tues	
Wed	
Thur	
Fri	

Write these numbers in order from largest to smallest.

8	6	10	4
---	---	----	---

Write the number that comes before ...

\_\_\_\_\_, 10      \_\_\_\_\_, 7  
 \_\_\_\_\_, 6      \_\_\_\_\_, 9  
 \_\_\_\_\_, 8      \_\_\_\_\_, 5

Write the numeral next to each number word.



two	_____
four	_____
six	_____
eight	_____
ten	_____

Count the number of black dots each block.

	_____		_____
	_____		_____
	_____		_____

Encourage your children at home by making up similar questions.

Other homework / What's coming up

Comments: Parents / Caregivers / School



Term:  Week:  Date:

Spelling practise

My spelling list

1. \_\_\_\_\_
2. \_\_\_\_\_
3. \_\_\_\_\_
4. \_\_\_\_\_
5. \_\_\_\_\_
6. \_\_\_\_\_
7. \_\_\_\_\_
8. \_\_\_\_\_
9. \_\_\_\_\_
10. \_\_\_\_\_

Spelling Test Friday Result

Spelling Please sign:	Mon	Tues	Wed	Thur
--------------------------	-----	------	-----	------

My daily reading

Mon	Reading Please sign:
Tues	
Wed	
Thur	
Fri	

Write these numbers in order from smallest to largest.

9	5	3	8
---	---	---	---

\_\_\_\_\_, \_\_\_\_\_, \_\_\_\_\_, \_\_\_\_\_

Write the number that comes after ...

4, \_\_\_\_\_ 7, \_\_\_\_\_  
 8, \_\_\_\_\_ 5, \_\_\_\_\_  
 6, \_\_\_\_\_ 9, \_\_\_\_\_


Write the number word next to each numeral.



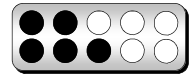
7	_____
3	_____
8	_____
9	_____
6	_____

(three, six, seven, eight, nine)


Count the number of black dots on each block.



\_\_\_\_\_




\_\_\_\_\_



\_\_\_\_\_



\_\_\_\_\_



\_\_\_\_\_

Encourage your children at home by making up similar questions.

Other homework / What's coming up

Comments: Parents / Caregivers / School



Term:  Week:  Date:

Spelling practise

My spelling list

Blank lined area for writing a spelling list.

1. \_\_\_\_\_
2. \_\_\_\_\_
3. \_\_\_\_\_
4. \_\_\_\_\_
5. \_\_\_\_\_
6. \_\_\_\_\_
7. \_\_\_\_\_
8. \_\_\_\_\_
9. \_\_\_\_\_
10. \_\_\_\_\_

Spelling Test Friday Result

Spelling Please sign:	Mon	Tues	Wed	Thur
--------------------------	-----	------	-----	------

My daily reading

Mon	Reading Please sign:
Tues	
Wed	
Thur	
Fri	

Write these numbers in order from largest to smallest.

4	7	6	9
---	---	---	---

\_\_\_\_\_, \_\_\_\_\_, \_\_\_\_\_, \_\_\_\_\_

Write the number that comes before ...

\_\_\_\_\_, 4      \_\_\_\_\_, 10  
 \_\_\_\_\_, 8      \_\_\_\_\_, 2  
 \_\_\_\_\_, 3      \_\_\_\_\_, 9

Write the numeral next to each number word.



seven	_____
nine	_____
ten	_____
eight	_____
six	_____

Count the number of black dots on each block.

	_____		_____
	_____		_____
	_____		_____

Encourage your children at home by making up similar questions.

Other homework / What's coming up

Comments: Parents / Caregivers / School



# My Spelling Words

_____	_____	_____
_____	_____	_____
_____	_____	_____
_____	_____	_____
_____	_____	_____
_____	_____	_____
_____	_____	_____
_____	_____	_____
_____	_____	_____
_____	_____	_____
_____	_____	_____
_____	_____	_____
_____	_____	_____
_____	_____	_____
_____	_____	_____
_____	_____	_____
_____	_____	_____
_____	_____	_____
_____	_____	_____
_____	_____	_____
_____	_____	_____
_____	_____	_____

## Possible Spelling Words:

### List 1

a	I	it	the	was
and	in	my	to	we

### List 2

at	had	of	that	up
but	he	on	then	went
for	is	she	there	when
got	me	so	they	you

### List 3

about	back	down	her	like	out
after	be	get	his	mum	said
all	because	go	home	not	some
are	came	going	into	one	were
as	day	have	just	our	with

### List 4

again	did	if	or	started	well
an	do	little	other	their	what
around	first	next	over	them	will
bit	food	night	people	this	would
by	from	no	put	time	your
can	good	now	ran	took	
come	has	off	saw	two	
could	him	old	school	us	
dad	house	only	see	very	

### List 5

am	car	here	morning	thing	way
another	door	know	name	think	where
away	everyone	last	never	thought	which
bed	family	left	once	three	who
been	five	long	play	through	year
before	found	looked	really	told	
best	friend	made	room	to	
brother	fun	man	something	walked	
called	heard	more	still	want	

Evaluation Copy  
 AWS Publications Ltd  
 All rights reserved

**List 6**

also	even	its	much	tell
always	every	it's	nice	ten
asked	eyes	I'll	opened	top
black	fell	I'm	outside	town
boy	felt	jump	place	tree
bus	find	knew	ready	turned
cat	four	later	ride	until
coming	gave	life	right	wanted
cool	getting	live	run	water
dark	great	lot	say	while
decided	head	lunch	sister	why
dog	hit	make	sleep	window
eat	how	minutes	suddenly	woke
end	inside	most	take	yes

**List 7**

any	each	ground	money	soon
baby	ever	guard	mother	stay
bad	everything	hand	myself	stop
ball	face	happened	new	swimming
being	fast	happy	parents	tea
bit	father	help	picked	than
boat	few	hole	playing	tried
bought	finally	hot	presents	under
camp	finished	hour	road	wait
dead	game	let	side	won
died	girl	look	small	work
doing	gone	many	sometimes	world

**List 8**

allowed	disappeared	holidays	stopped
awhile	doesn't	hopped	straight
believe	dollars	hospital	they're
breakfast	don't	instead	threw
brought	everybody	lightning	tomorrow
cannon	everyday	luckily	video
can't	everywhere	nearly	wasn't
caught	excited	police	watch
centre	favourite	present	weren't
chocolate	field	probably	we're
clothes	friends	quiet	whole
couldn't	front	scared	won't
didn't	grabbed	second	you're
different	having	someone	

**Commonly Misspelt Words**

allowed	disappeared	hospital	they're
awhile	doesn't	instead	threw
believe	everybody	lightning	tomorrow
breakfast	everyday	luckily	video
brought	everywhere	nearly	wasn't
cannon	excited	police	watch
can't	favourite	present	weren't
caught	field	probably	we're
centre	friends	quiet	whole
chocolate	front	scared	won't
clothes	grabbed	second	you're
couldn't	having	someone	
didn't	holidays	stopped	
difference	hopped	straight	

Te Reo Maori & Phrases:

Colours	Days of the week	Months
black / mangu, pango	Monday / Rāhina	January / Kohi-tātea
blue / kahurangi	Tuesday / Rātū	February / Hui-tanguru
brown / parauri	Wednesday / Rāapa	March / Poutū-te-rangi
green / kākāriki	Thursday / Rāpare	April / Paenga-whāwhā
orange / karaka	Friday / Rāmere	May / Haratua
pink / māwhero	Saturday / Rāhoroi	June / Pipiri
red / whero	Sunday / Rātapu	July / Hōngongoi
white / mā		August / Here-turi-kōkā
yellow / kōwhai		September / Mahuru
		October / Whiringa-ā-nuku
		November / Whiringa-ā-rangi
		December / Hakihea

Counting	Phrases
1 / one / tahi	hello to one person / Tēnā koe
2 / two / rua	hello to two people / Tēnā kōrua
3 / three / toru	hello to more than two people / Tēnā koutou
4 / four / whā	greetings to children / Tēnā koutou tamariki mā
5 / five / rima	good morning children / Mōrena tamariki mā
6 / six / ono	How are you? / Kei te pēhea koe?
7 / seven / whitu	I am fine/good / Kei te pai ahau
8 / eight / waru	I am happy / Ke te kōa ahau
9 / nine / iwa	farewell (said by those leaving) / E noho rā
10 / ten / tekau	farewell (said by those remaining behind) / Haere rā
11 / eleven / tekau mā tahi	stand up / E tū
20 / twenty / rua tekau	sit down / E noho
100 / one hundred / kotahi rau	
1000 / one thousand / kotahi mano	
1000000 / one million / kotahi miriona	

Addition & subtraction family of facts:

1 + 1 = 2	2 + 5 = 7	4 + 5 = 9	5 + 6 = 11	6 + 8 = 14
2 - 1 = 1	5 + 2 = 7	5 + 4 = 9	6 + 5 = 11	8 + 6 = 14
1 + 2 = 3	7 - 5 = 2	9 - 5 = 4	11 - 6 = 5	14 - 8 = 6
2 + 1 = 3	7 - 2 = 5	9 - 4 = 5	11 - 5 = 6	14 - 6 = 8
3 - 2 = 1	3 + 4 = 7	1 + 9 = 10	3 + 9 = 12	7 + 7 = 14
3 - 1 = 2	4 + 3 = 7	9 + 1 = 10	9 + 3 = 12	14 - 7 = 7
1 + 3 = 4	7 - 4 = 3	10 - 9 = 1	12 - 9 = 3	6 + 9 = 15
3 + 1 = 4	7 - 3 = 4	10 - 1 = 9	12 - 3 = 9	9 + 6 = 15
4 - 3 = 1	1 + 7 = 8	2 + 8 = 10	4 + 8 = 12	15 - 9 = 6
4 - 1 = 3	7 + 1 = 8	8 + 2 = 10	8 + 4 = 12	15 - 6 = 9
2 + 2 = 4	8 - 7 = 1	10 - 8 = 2	12 - 8 = 4	7 + 8 = 15
4 - 2 = 2	8 - 1 = 7	10 - 2 = 8	12 - 4 = 8	8 + 7 = 15
1 + 4 = 5	2 + 6 = 8	3 + 7 = 10	5 + 7 = 12	15 - 8 = 7
4 + 1 = 5	6 + 2 = 8	7 + 3 = 10	7 + 5 = 12	15 - 7 = 8
5 - 4 = 1	8 - 6 = 2	10 - 7 = 3	12 - 7 = 5	7 + 9 = 16
5 - 1 = 4	8 - 2 = 6	10 - 3 = 7	12 - 5 = 7	9 + 7 = 16
2 + 3 = 5	3 + 5 = 8	4 + 6 = 10	6 + 6 = 12	16 - 9 = 7
3 + 2 = 5	5 + 3 = 8	6 + 4 = 10	12 - 6 = 6	16 - 7 = 9
5 - 3 = 2	8 - 5 = 3	10 - 6 = 4	4 + 9 = 13	8 + 8 = 16
5 - 2 = 3	8 - 3 = 5	10 - 4 = 6	9 + 4 = 13	16 - 8 = 8
1 + 5 = 6	4 + 4 = 8	5 + 5 = 10	13 - 9 = 4	8 + 9 = 17
5 + 1 = 6	8 - 4 = 4	10 - 5 = 5	13 - 4 = 9	9 + 8 = 17
6 - 5 = 1	1 + 8 = 9	2 + 9 = 11	5 + 8 = 13	17 - 9 = 8
6 - 1 = 5	8 + 1 = 9	9 + 2 = 11	8 + 5 = 13	17 - 9 = 8
2 + 4 = 6	9 - 8 = 1	11 - 9 = 2	13 - 8 = 5	9 + 9 = 18
4 + 2 = 6	9 - 1 = 8	11 - 2 = 9	13 - 5 = 8	18 - 9 = 9
6 - 2 = 4	2 + 7 = 9	3 + 8 = 11	6 + 7 = 13	
6 - 4 = 2	7 + 2 = 9	8 - 3 = 11	7 + 6 = 13	
3 + 3 = 6	9 - 7 = 2	11 - 8 = 3	13 - 7 = 6	
6 - 3 = 3	9 - 2 = 7	11 - 3 = 8	13 - 6 = 7	
1 + 6 = 7	3 + 6 = 9	4 + 7 = 11	5 + 9 = 14	
6 + 1 = 7	6 + 3 = 9	7 + 4 = 11	9 + 5 = 14	
7 - 6 = 1	9 - 6 = 3	11 - 7 = 4	14 - 9 = 5	
7 - 1 = 6	9 - 3 = 6	11 - 4 = 7	14 - 5 = 9	